

ZXM8-GPLDD132 Series

18BB HALF-CELL N-Type TOPCon Bifacial Double Glass Monocrystalline PV Module

695-730W

POWER RANGE

23.50%

MAXIMUM EFFICIENCY

0.40%

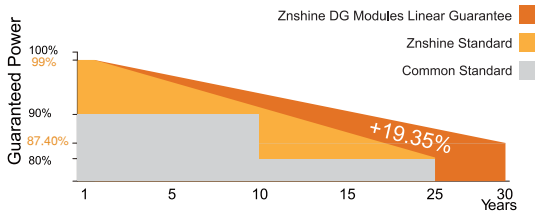
YEARLY DEGRADATION



12 YEARS PRODUCT WARRANTY



30 YEARS OUTPUT GUARANTEE



*Please check the valid version of Limited Product Warranty which is officially released by ZNSHINE PV-TECH Co.,Ltd.



IEC 61215/IEC 61730/IEC 61701/IEC 62716/UL6 1730

ISO 14001: Environmental Management System

ISO 9001: Quality Management System

ISO45001: Occupational Health and Safety Management System

*As there are different certification requirements in different markets, please contact your local znshine sales representative for the specific certificates applicable to the products in the region in which the products are to be used.

KEY FEATURES



Excellent Cells Efficiency

MBB technology reduce the distance between busbars and finger grid line which is benefit to power increase.



Better Weak Illumination Response

More power output in weak light condition, such as haze, cloudy, and early morning.



Anti PID

Ensured PID resistance through the quality control of cell manufacturing process and raw materials.



Adapt To Harsh Outdoor Environment

Resistant to harsh environments such as salt, ammonia, sand, high temperature and high humidity environment.



TIER 1

Global, Tier 1 bankable brand, with independently certified advanced automated manufacturing.



Excellent Quality Management System

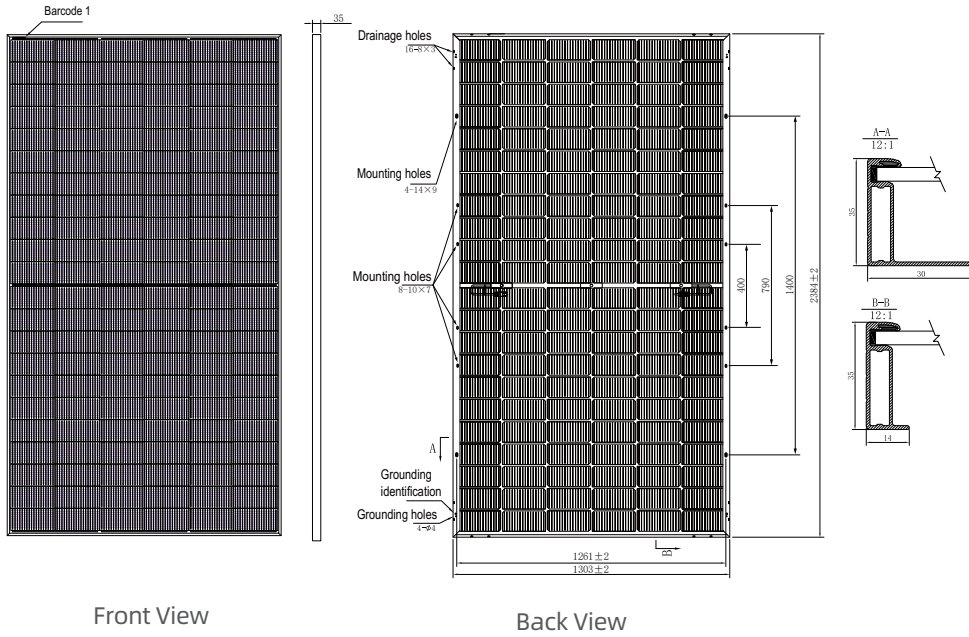
Warranted reliability and stringent quality assurances well beyond certified requirements.



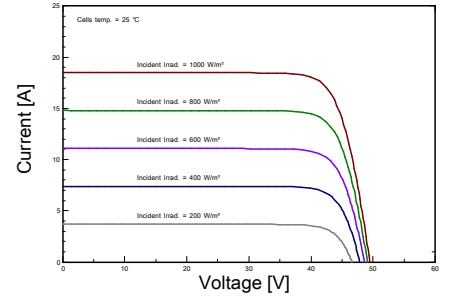
Bifacial Technology

Up to 25% additional power gain from back side depending on albedo.

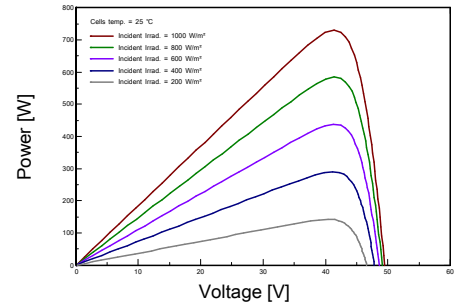
DIMENSIONS OF PV MODULE(mm)



I-V CURVES OF PV MODULE(730W)



P-V CURVES OF PV MODULE(730W)



*Remark: customized frame color and cable length available upon request

ELECTRICAL CHARACTERISTICS | STC*

Nominal Power Watt Pmax(W)*	695	700	705	710	715	720	725	730
Maximum Power Voltage Vmp(V)	40.30	40.50	40.70	40.90	41.10	41.30	41.50	41.70
Maximum Power Current Imp(A)	17.25	17.29	17.33	17.37	17.40	17.44	17.47	17.51
Open Circuit Voltage Voc(V)	48.10	48.30	48.50	48.70	48.90	49.10	49.30	49.50
Short Circuit Current Isc(A)	18.23	18.27	18.31	18.35	18.39	18.43	18.47	18.51
Module Efficiency (%)	22.37	22.53	22.70	22.86	23.02	23.18	23.34	23.50

*The data above is for reference only and the actual data is in accordance with the practical testing
 *STC (Standard Test Condition): Irradiance 1000W/m², Module Temperature 25±2°C, AM 1.5
 *Measuring uncertainty: ±3%, all the electrical characteristics such as Power, Im, Vm and FF are within ±3% tolerance.

MECHANICAL DATA

Solar cells	N-type Monocrystalline
Cells orientation	132 (6×22)
Module dimension	2384×1303×35 mm (With Frame)
Weight	38.5±1.0 kg
Glass	2.0 mm+2.0mm, High Transmission, AR Coated Heat Strengthened Glass
Junction box	IP 68, 3 diodes
Cables	4 mm ² , 750 mm
Connectors*	MC4-EVO2

*Please refer to regional datasheet for specified connector

ELECTRICAL CHARACTERISTICS | NMOT*

Maximum Power Pmax(Wp)	527.80	531.50	533.50	537.30	542.60	546.40	550.00	553.80
Maximum Power Voltage Vmpp(V)	37.80	38.00	38.00	38.20	38.50	38.70	38.80	39.00
Maximum Power Current Imp(A)	13.97	14.00	14.04	14.07	14.10	14.13	14.16	14.19
Open Circuit Voltage Voc(V)	45.50	45.70	45.80	45.90	46.30	46.40	46.60	46.80
Short Circuit Current Isc(A)	14.70	14.74	14.78	14.81	14.83	14.87	14.90	14.93

*NMOT: Irradiance 800W/m², Ambient Temperature 20°C, AM 1.5, Wind Speed 1 m/s

TEMPERATURE RATINGS

NMOT	43°C ±2°C
Temperature coefficient of Pmax	(-0.30±0.03)%/°C
Temperature coefficient of Voc	-0.25%/°C
Temperature coefficient of Isc	0.046%/°C
Refer. Bifacial Factor	(80±10)%

WORKING CONDITIONS

Maximum system voltage	1500 V DC
Operating temperature	-40°C~+85°C
Maximum series fuse	35 A
Front Side Maximum Static Loading	Up to 5400Pa
Rear Side Maximum Static Loading	Up to 2400Pa

*Remark: Do not connect Fuse in Combiner Box with two or more strings in parallel connection

ELECTRICAL CHARACTERISTICS (REAR POWER GAIN)

5%	Maximum Power: Pmax(W)	730	735	740	746	751	756	761	767
	Module Efficiency(%)	23.49	23.66	23.83	24.00	24.17	24.34	24.51	24.68
15%	Maximum Power: Pmax(W)	799	805	811	817	822	828	834	840
	Module Efficiency(%)	25.73	25.91	26.10	26.28	26.47	26.66	26.84	27.03
25%	Maximum Power: Pmax(W)	869	875	881	888	894	900	906	913
	Module Efficiency(%)	27.97	28.17	28.37	28.57	28.77	28.97	29.17	29.38

PACKAGING CONFIGURATION *

Piece/Box	31
Piece/Container(40'HQ)	558

*Customized packaging is available upon request.
 *Remark: Electrical data in this catalog do not refer to a single module and they are not part of the offer. They only serve for comparison among different module types.
 *Caution: Please be kindly advised that PV modules should be handled and installed by qualified people who have professional skills and please carefully read the safety and installation instructions before using our PV modules.